



house rules

- Respect neighbors rest, please do not make noise from 10 pm to 8 am.
- Close the doors when entering or exit.
- Please do not smoke.
- Pets are not allowed.
- Please do not light candles.

terrace

The terrace use hours are from **8am to 10pm**.

The terrace is shared with the other apartments, please leave the tables and chairs tidy.



cleaning

Please leave the dishes and kitchen utensils clean.

The sheets and towels used can be left inside the wicker basket in the dining room.





garbage


The garbage, properly recycled, can be left with bags at the entrance of the building. You will see the signs on top to hang each type of garbage: Plastic, Paper, Organic and Rest.

There is a black bucket to leave the glass bottles.



air conditioning

The air conditioners have a remote control, you will find it hanging on the wall. They have 2 modes: heat and cold. Please turn off the air conditioning and stoves at check-out.



The **OFF-ON** button is used to turn on / off.

The **MODE** button is used to switch to cold air or hot air.

The **TEMP** button is used to regulate the temperature

The **FAN SPEED / QUIET** button is used to regulate the air intensity. We recommend that you set the QUIET, as it is the quietest mode.



light

If the light goes out, you can check the electricity box. It is located behind the picture with the apartment instructions. The picture with the apartment instructions is located inside the apartment next to the front door.

Being in a rural area, sometimes the light goes out in all town and then we have to wait for it to return ...





sofa bed

The sheets for the sofa bed are located in the double bed room inside the bed.

You will find a **gray** bag that indicates: **sofa bed sheets**. In this bag there are: 2 pillows, sheets, pillowcases and a blanket in summer. In winter there is also a duvet for the sofa bed.

To open the sofa bed, you can follow the steps in the images or video (link below).


<https://www.youtube.com/watch?v=ZLSJratM2IM>







induction hob


The hob is an induction hob system, so it only works if it detects a special pot / pan for induction on top.

To turn it on, press the power button 




It has a child safety lock, which is frequently activated. If the hob is blocked, it will appear "Lo".

To unlock it, you can press the padlock button for 5 seconds. 








When these lines appear on the hob, it means that it is already unlocked and you can start cooking. You have to choose one heating area by pressing the button, and after you can regulate the temperature with the + and - button.





microwave



1. Press the MODE button.
2. Choose the program you want to use by turning the wheel 
3. Press the round button to confirm the program  and choose the time.
4. Press the round button to confirm. 

The MODE button is used to choose the program we want to use.

The round button  is used to confirm the program and choose the desired time.

Programs:

P100, P80, P50, P30 and P10 is the normal program and the numbers are the desired power.

Program G: is the grill (oven function)

Program C1 and C2: it is the combi program and the numbers are the power.

(Combine the heat function and the grill function at the same time).

Lock:

If the microwave is blocked, you can press the  button for 3 seconds.



washing machine

The washing machine has different programs for different types of clothes.

The washing machine soap is in the same place as the washing machine.

1. Introduce laundry soap
2. Choose the program
3. Press the Start / Pause button (for 2 seconds)

